

Raul P. Elizondo Elementary School - Principal, Keith France

BULLDOGS



Elizondo E.S.

STAR RATING



** For additional information on Star Ratings, please visit <http://www.nevadareportcard.com>.

4865 Goldfield St
N Las Vegas, NV 89031
TEL: 702-799-1730
<http://elizondo.ccsd.net>

Elizondo Elementary School is committed to maintaining high expectations and producing lifelong learners in a safe and cooperative environment.

TOTAL ENROLLMENT

CCSD
324,004

SCHOOL
687

SUBPOPULATION

ETHNICITY	CCSD	SCHOOL
AK Native/Native American	1,165	*
Asian	20,533	15
Hispanic	150,780	352
African American	45,798	191
Caucasian	79,373	71
Pacific Islander	5,149	10
Multiracial	21,206	48
IEP	39,074	101
English Learners	62,687	146
Free Or Reduced Lunch	217,163	687

* indicates the group's population is less than 10.



FEMALE:



MALE:

CCSD	SCHOOL	CCSD	SCHOOL
156,423	334	167,581	353

GOALS

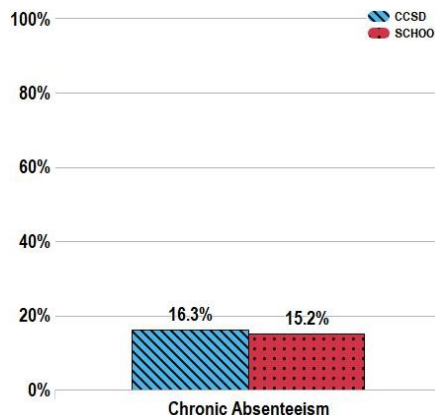
- Increase third grade's proficiency rates in reading.
- Reduce the overall achievement gap percentage points between the Caucasian subgroup and the Black and ELA subgroups in both reading and math.
- Increase the percentage of school-based personnel trained in cultural competency.

SCHOOL HIGHLIGHTS

- We honored the school's namesake, Officer Raul P. Elizondo, as well as police officers, servicemen and women, and other first responders for their dedicated service to our communities.
- At Elizondo, we are dedicated to increase all students' strengths and decrease their limitations by using researched-based programs, the inclusion model, and ensuring high expectations.
- Daily PLC (Professional Learning Committees) meetings were held by the teachers to discuss common planning, achievement data, and receive professional development. Students received an addition 19 minutes of instruction.
- We continued to add blended learning classrooms which allowed students greater control of their educational experience by allowing them to self-pace and self-monitor their learning goals.
- Over 80 Chromebooks were purchased this year for the students to utilize on a daily basis in their classrooms. In addition, two additional rolling laptop labs were added to enhance student learning.
- Teachers and students participated in monthly goal-setting conferences in which they discussed and created goals related to math computation and to reading fluency and comprehension.
- The school's reading program allowed struggling students to receive targeted assistance. Those who were exceeding standards were provided opportunities to challenge their abilities and move forward.
- We continued to obtain a high three-star rating due to the commitment of our staff and students.

CHRONIC ABSENTEEISM

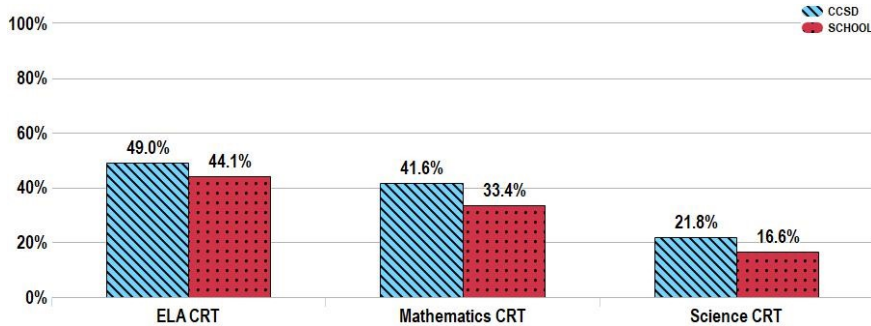
Chronic Absenteeism is the percentage of students considered chronically absent. A chronically absent student is absent 10% or more of the time enrolled at the school.



ACADEMIC ACHIEVEMENT / PROFICIENCY

CRITERION-REFERENCED TEST (CRT) PROFICIENCY

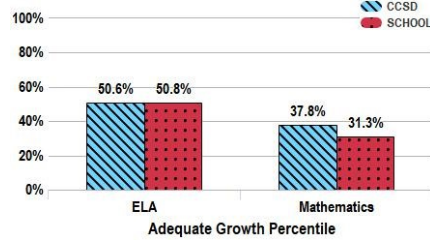
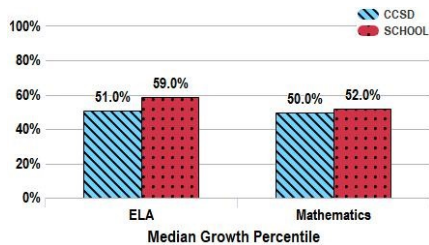
Academic achievement specifies the percentage of students that have demonstrated mastery on the summative criterion-referenced end-of-year assessments in English language arts (ELA), mathematics, and science.



STUDENT GROWTH

CRT Growth


When reporting student growth in percentiles, Median Growth Percentile (MGP) is the midpoint value of the schools' distribution of student growth percentiles.



Adequate Growth Percentile (AGP) measures the percentage of students that have demonstrated the growth performance necessary to become proficient, or to remain proficient, in three years or by the end of eighth grade, whichever comes first. A student's adequate growth percentile can range from 1 to 99.

READ BY GRADE 3

The percentage of students in Grade Three at the school that have met or exceeded the standard on the criterion-referenced end-of-year assessment in English language arts.



CCSD



School

* indicates the group's population is less than 10.

ENGLISH LANGUAGE PROFICIENCY

The English Language Proficiency measures the percentage of English Language Learners that have demonstrated adequate growth on the English language assessment to become proficient in English within five years or by Grade 12.

Grade	CCSD AGP	School AGP
1 FIRST GRADE	54.5%	77.8%
2 SECOND GRADE	52.8%	59.3%
3 THIRD GRADE	49.6%	57.1%
4 FOURTH GRADE	47.2%	*
5 FIFTH GRADE	34.2%	*

* indicates the group's population is less than 10.

OPERATIONAL MEASURES

CCSD SCHOOL

TOTAL LICENSED PERSONNEL

Includes classroom teachers and all other licensed personnel.



ALTERNATIVE ROUTES TO LICENSURE TEACHERS

Original degree was not in education but earned credits and completed program coursework to become teachers.



NUMBER OF LONG-TERM SUBSTITUTES

A substitute that covers a vacant teaching position until full-time teacher is hired.



TEACHER TRANSIENCY RATE

The rate at which teachers transfer to other schools or leave the District.

